Fund Factsheet

Schroder Dana Istimewa

All data expressed as of 30 January 2026, unless otherwise stated. **Fund Category: Equity**

Effective Date
21 December 2004

Effective Statement
S-3798/PM/2004

Launch date
27 December 2004

Currency
IDR

Unit Price (NAV per Unit)
IDR 7,318.97

Fund Size
IDR 309,911,990,763

Minimum Initial Subscription
IDR 10,000
(Not applicable if subscription is made via Mutual Fund Selling Agent).

Number of Offered Units
1,000,000,000

Valuation Period
Daily

Subscription Fee
Not applicable

Redemption Fee
Maximum 1%

Switching Fee
Maximum 1.5%

Management Fee
Maximum 2.5% p.a.

Selling Agent Fee
Maximum 2% p.a.

Custodian Bank
PT Bank HSBC Indonesia

Custodian Fee
Maximum 0.25% p.a.

ISIN Code
IDN000000304

Bloomberg Ticker
SCHISTI IJ

Benchmark
IDXSMC Liquid Index (*)

Main Risk Factor
Risk of Deteriorating Economic and Political Conditions
Risk of Decrease In Investment Value
Risk of Liquidity
Risk of Dissolution and Liquidation

Risk Level

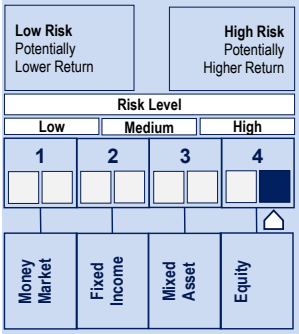

Source: Schroders.

About Schroders

PT. Schroder Investment Management Indonesia ("PT SIMI") is a 99% owned subsidiary of Schroders Plc. headquartered in the United Kingdom. Schroders started its investment management business in 1926 and managed funds approximately USD 1099.5 billion (as of September 2025) for its clients worldwide. PT SIMI manages funds aggregating IDR 51.74 trillion (as of January 2026) for its retail and institutional clients in Indonesia including pension funds, insurance companies and social foundations. PT SIMI is licensed and supervised by the Financial Services Authority (OJK) based on decree no. KEP-04/PM/MI/1997 dated 25 April 1997.

Investment Objective

Schroder Dana Istimewa aims to provide investors with long term capital gain by capitalizing the growth of Indonesian stock market, with some opportunities to invest in stocks with small market capitalisation.

Investment Policy

Equities	80 - 100%
Money Market	0 - 20%

Minimum of 25% of the portfolio can be invested in small cap stocks.

Asset Allocation as of Reporting Date

Equities	91.33%
Money Market	0.00%

Top Holdings

Bank Central Asia Tbk. (Equity)	3.33%
Bank Mandiri (Persero) Tbk. (Equity)	4.14%
Bank Rakyat Indonesia (Persero) Tbk. (Equity)	4.51%
Ciputra Development Tbk. (Equity)	2.31%
Mayora Indah Tbk. (Equity)	3.98%
Merdeka Copper Gold Tbk. (Equity)	3.77%
Mitra Adiperkasa Tbk. (Equity)	2.87%
Mitra Keluarga Karyasehat Tbk. (Equity)	2.34%
Rukun Raharja Tbk. (Equity)	2.37%
Telkom Indonesia (Persero) Tbk. (Equity)	3.57%

Investment Performance

Period	1 Month	3 Month	6 Month	YTD	1 Year	3 Year	5 Year	SI ^
Schroder Dana Istimewa	0.00%	9.75%	20.13%	0.00%	23.21%	4.42%	8.71%	631.90%
Benchmark	-2.09%	2.25%	13.61%	-2.09%	22.25%	-4.25%	5.76%	430.94%

The Best Monthly Return	19.09%	(Jul-09)
The Worst Monthly Return	-29.54%	(Oct-08)

^ Since Inception

Monthly Returns During the Last 5 Years

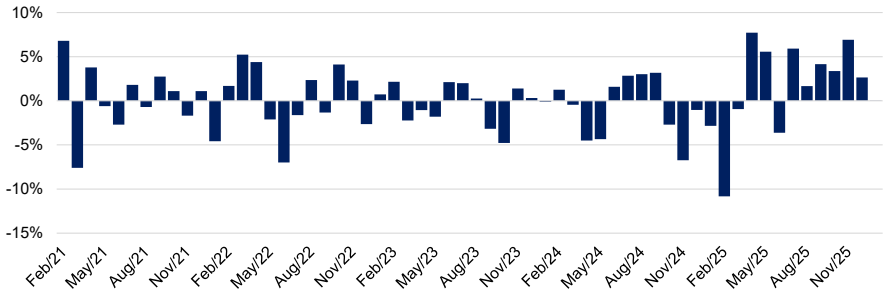

Unit Price Movement Since Inception

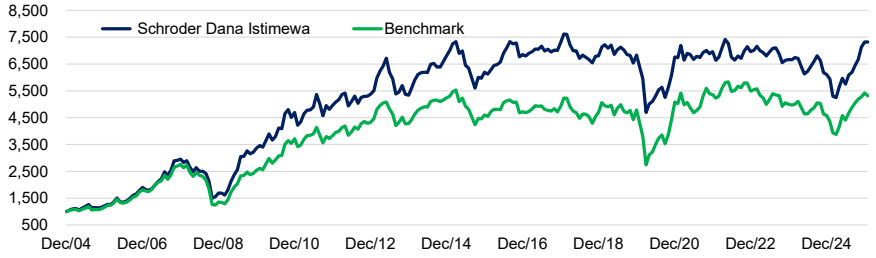

(*) Benchmark History

Since February 2019	: 100% IDXSMC Liquid Index
January 2016 to January 2019	: 50% JCI + 50% MSCI SMID Growth Index
Prior to January 2016	: 100% JCI Index

About Custodian Bank

PT Bank HSBC Indonesia (formerly PT Bank Ekonomi Raharja), which has been operating in Indonesia since 1989, is part of the HSBC Group and has a license from OJK to operate as a custodian in the capital market based on decision No KEP-02/PM.2/2017 dated 20 January 2017. PT Bank HSBC Indonesia is registered and supervised by the OJK.

MORE INFORMATION IS AVAILABLE IN THE FUND'S PROSPECTUS, WHICH IS AVAILABLE AT WWW.SCHRODERS.CO.ID

BASED ON THE PREVAILING OJK REGULATION, SUBSCRIPTION, SWITCHING AND REDEMPTION CONFIRMATION LETTERS ARE VALID PROOF OF MUTUAL FUND UNITS OWNERSHIP, WHICH ARE ISSUED AND DELIVERED BY THE CUSTODIAN BANK.

INVESTMENT THROUGH MUTUAL FUNDS CONTAINS RISK. PRIOR TO INVESTING IN MUTUAL FUND, PROSPECTIVE INVESTORS MUST READ AND UNDERSTAND THE PROSPECTUS. PAST PERFORMANCE DOES NOT GUARANTEE/REFLECT INDICATIONS OF FUTURE PERFORMANCE. THE INDONESIAN FINANCIAL SERVICES AUTHORITY (OJK) MAKES NO STATEMENT OF APPROVAL OR DISAPPROVAL OF THIS INSTRUMENT, NOR EXPRESSING THE ACCURACY OR ADEQUACY OF THE CONTENTS OF THIS MUTUAL FUND PROSPECTUS. ANY STATEMENT CONTRARY WITH THESE MATTER IS AN ILLEGAL ACT.

Mutual fund is a capital market product and is not issued by Mutual Fund Selling Agent/banks. Mutual Fund Selling Agent is not responsible for the demands and risks of managing the mutual fund portfolio carried out by PT Schroder Investment Management Indonesia ("PTSIMI"). This fund factsheet does not replace the Mutual Fund Prospectus and has been prepared by PTSIMI for information purposes only and is not an offer to buy or a request to sell. All information contained in this document is presented correctly. If necessary, investors are advised to seek professional opinion before making investment decisions. Past performance is not necessarily a guide to future performance, nor are estimates made to give an indication of future performance or trends. PTSIMI as the Investment Manager is registered and supervised by the OJK.

Facebook: Schroders Indonesia **Youtube: Schroders Indonesia** **LinkedIn: Schroders**